



**The Law Society
of Manitoba**

INCORPORATED 1877 | INCORPORÉ EN 1877

The Path: How-To Guide

For Law Society of Manitoba Members

[Creating Your Account and Enrolling in the Course](#)

[Taking Quizzes](#)

[Tracking Progress](#)

[Completing the Course](#)

Creating your account and enrolling in the course

- 1 Go to: <https://nvisionthepath.ca/course/view.php?id=174>

Already completed The Path through another provider, such as the Canadian Bar Association? Read about your options included at the [end of this guide](#).

- 2 Scroll down and select **Create new account**.

If you already have an account for The Path, enter your existing username and password at the top of the page, select Log in, and then skip to [step 6](#). If you forgot your password, you can reset it on the [NVision website](#).

Menu HOME NVISION INSIGHT GROUP WEBSITE ENGLISH (EN) ▾

Log in to NVision Insight Group - The Path

Username

Password

Log in

[Lost password?](#)

Log in using your account on:

[Login with CPAC Account](#)

Is this your first time here?

Welcome!

Individuals or Small Groups: Choose The Path - Purchase Seats and pay by credit cart.

Large Groups or Custom Development: Please contact Jennifer David: thepath@nvisiongroup.ca.

Prepaid Groups: Create new account, and receive an enrolment key from your organization

All users:

1. To **Create new account**, click on the button below.
2. A confirmation email will be automatically sent to your email address (check junkmail)
3. Read your email, and click on the web link within.
4. Your account will be confirmed and you will be logged in.
5. Select the course you want to participate in.
6. If you are prompted for an "enrolment key" - use the one given you. This will "enrol" you in the course.
7. You may need to be enrolled by an administrator if you are taking this course through an organization.
8. You can now access the full course. From now on you will only need to enter your personal username and password to log in and access any course in which you are enrolled.

a tout cours auquel vous êtes inscrit.

Create new account

English (en) ▾ **Cookies notice**

3 Fill in the fields and select **Create my new account**.

Your username must use only lowercase letters and your password must follow NVision's guidelines.

The username and password you create for The Path are not the same as the ones you use to access the Member Portal.

Menu HOME NVISION INSIGHT GROUP WEBSITE ENGLISH (EN) ▾

New account

Username ⓘ

The password must have at least 8 characters, at least 1 digit(s), at least 1 lower case letter(s), at least 1 upper case letter(s), at least 1 special character(s) such as *, -, or #

Password ⓘ

Email address ⓘ

Email (again) ⓘ

First name ⓘ

Last name ⓘ

City/town

Country

Select a country ▾

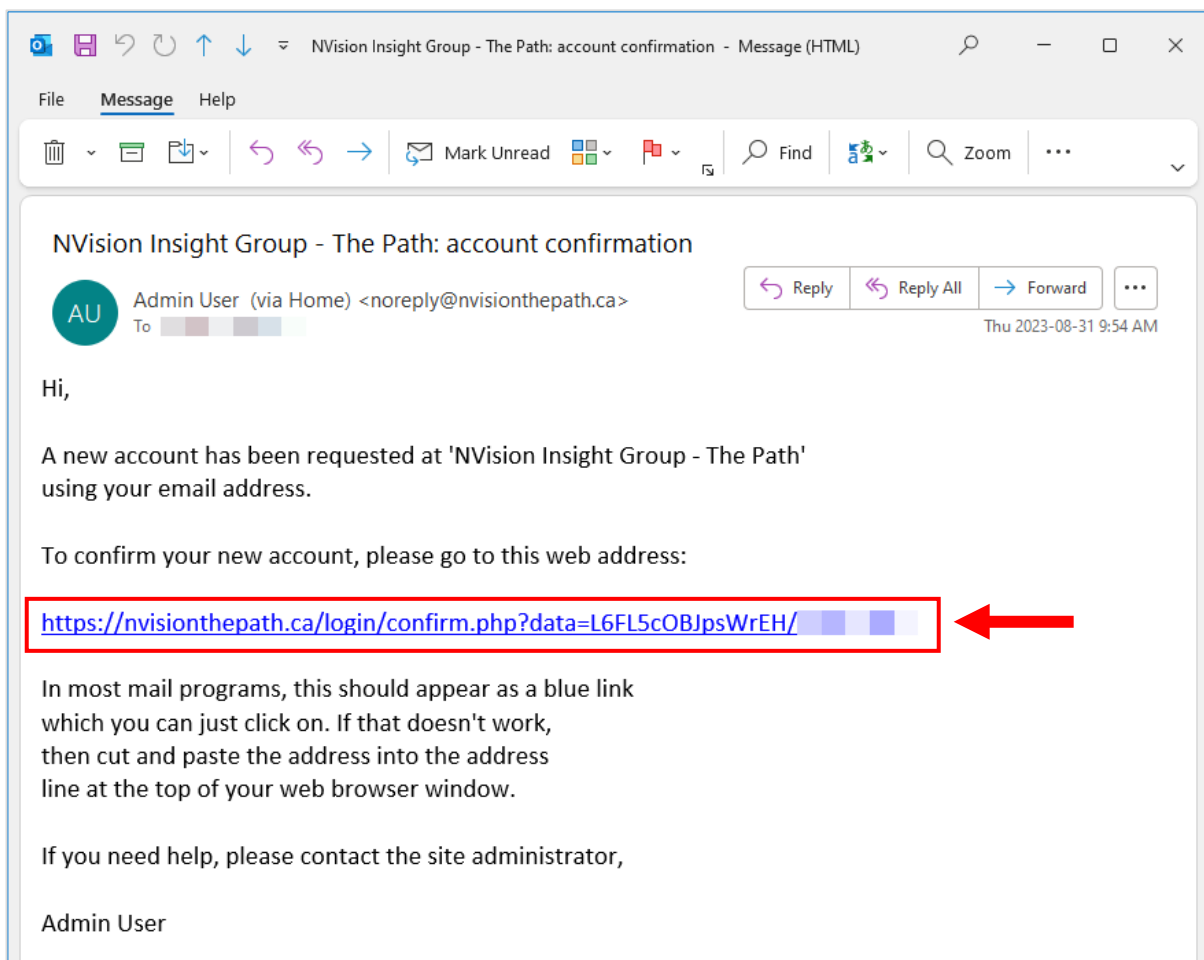
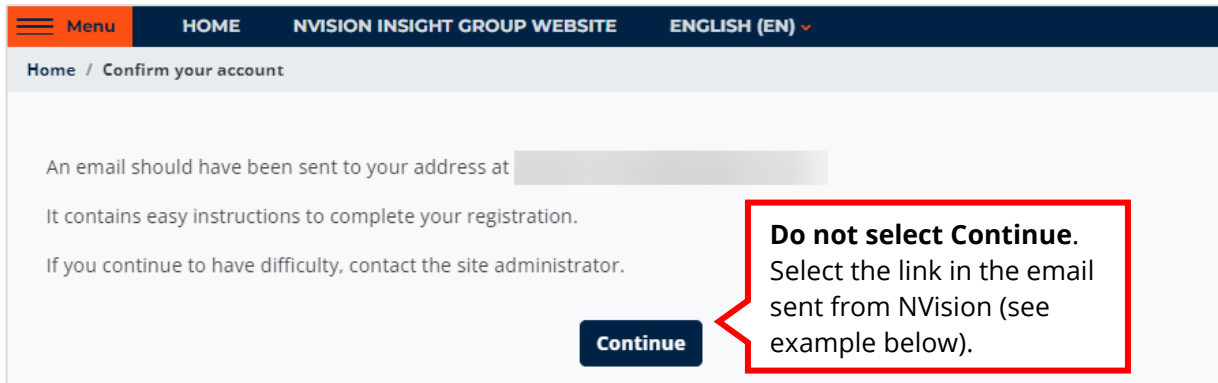
Create my new account Cancel

ⓘ Required

Take note of your username and password and keep them in a safe location.

You need this information each time you log into the course.

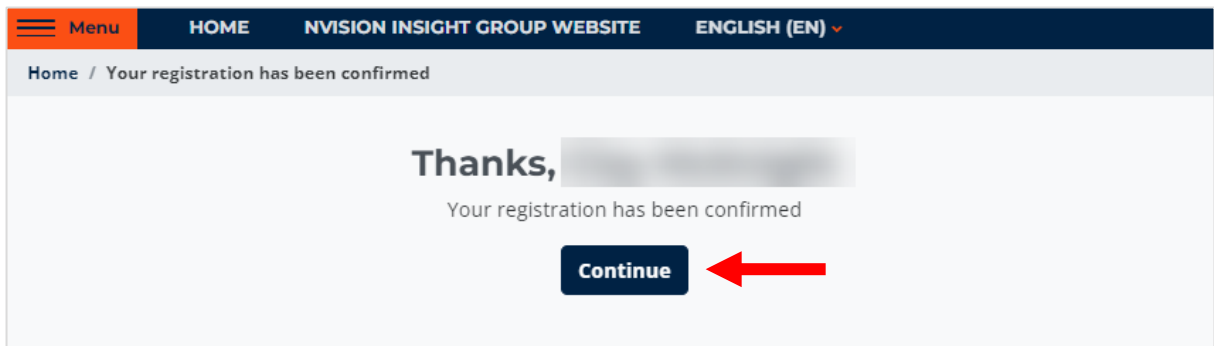
- 4 A confirmation email from *noreply@nvisionthepath.ca* is sent to the email address you provided in the previous step. **Select the link in the email to enroll in the course.**



Check your junk mail folder if you do not receive the email within a few minutes.

Contact NVision if you do not receive the email: technicalhelp@nvisionthepath.ca

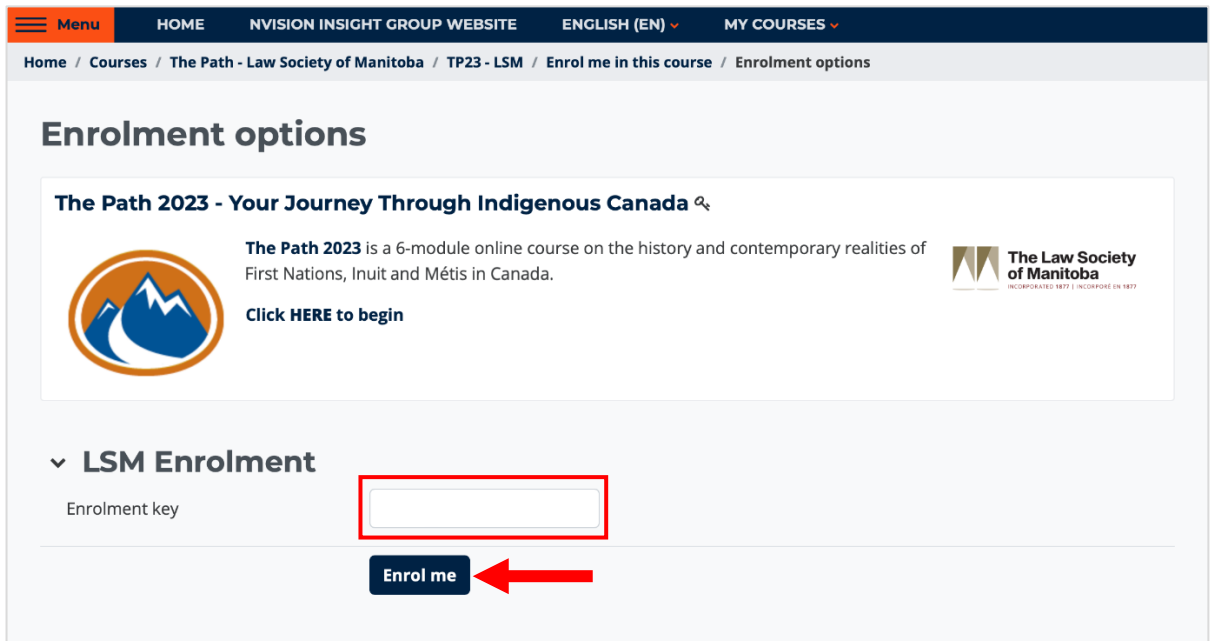
- 5 A web page opens to show that your account registration is confirmed. Select **Continue**.



- 6 The **Enrolment options** window opens. Enter the **LSM Enrolment Key*** in the field and then select **Enrol Me**.

You can find the **enrolment key in the email sent to you from the Law Society at the time you were invited to enroll in the course, or you can contact path@lawsociety.mb.ca*


Do not share the enrolment key. It can only be used by Manitoba lawyers required to take The Path (Law Society of Manitoba).



Once you are enrolled, you will need to enter your username and password to log in and access the course.

If you forget your password, you can reset it on the [NVision website](#).

- 8 The **Welcome - Start Here** page opens. Select the **Start Course** button.
Follow the navigation instructions within the course to complete The Path.



Your progress is tracked by the learning management system, so you can complete the course at your own pace (within the completion timeframe set by the Law Society).

If you exit the course, you can [log back in](#) and access The Path from the **My Courses** menu to resume from where you left off. Note that you cannot resume at a specific spot in a video.



For technical support, contact NVision: technicalhelp@nvisionthepath.ca

Taking Quizzes

Each module in The Path contains required knowledge assessment quizzes.

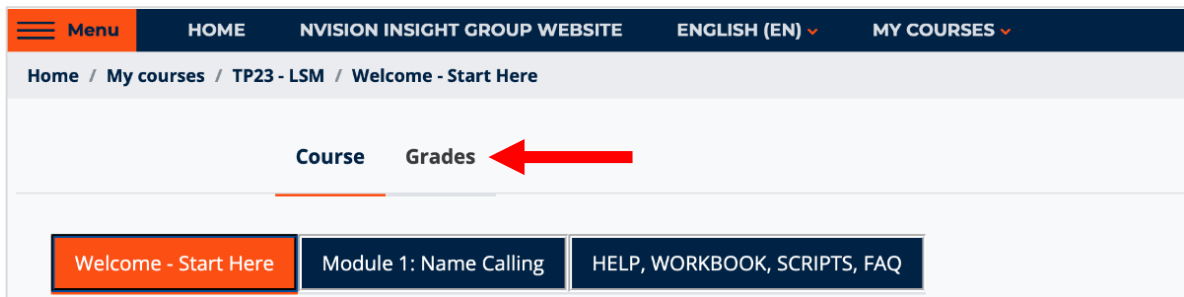
Passing Grade and Question Attempts

You must complete each quiz with a score of **80% or greater**.

If you answer a question incorrectly, you can either move on or try again. It is recommended that you go back and select the correct answer for each question.

Tracking Progress

1 Select **Grades**.



2 Select **The Path 2023 – Your Journey Through Indigenous Canada**.



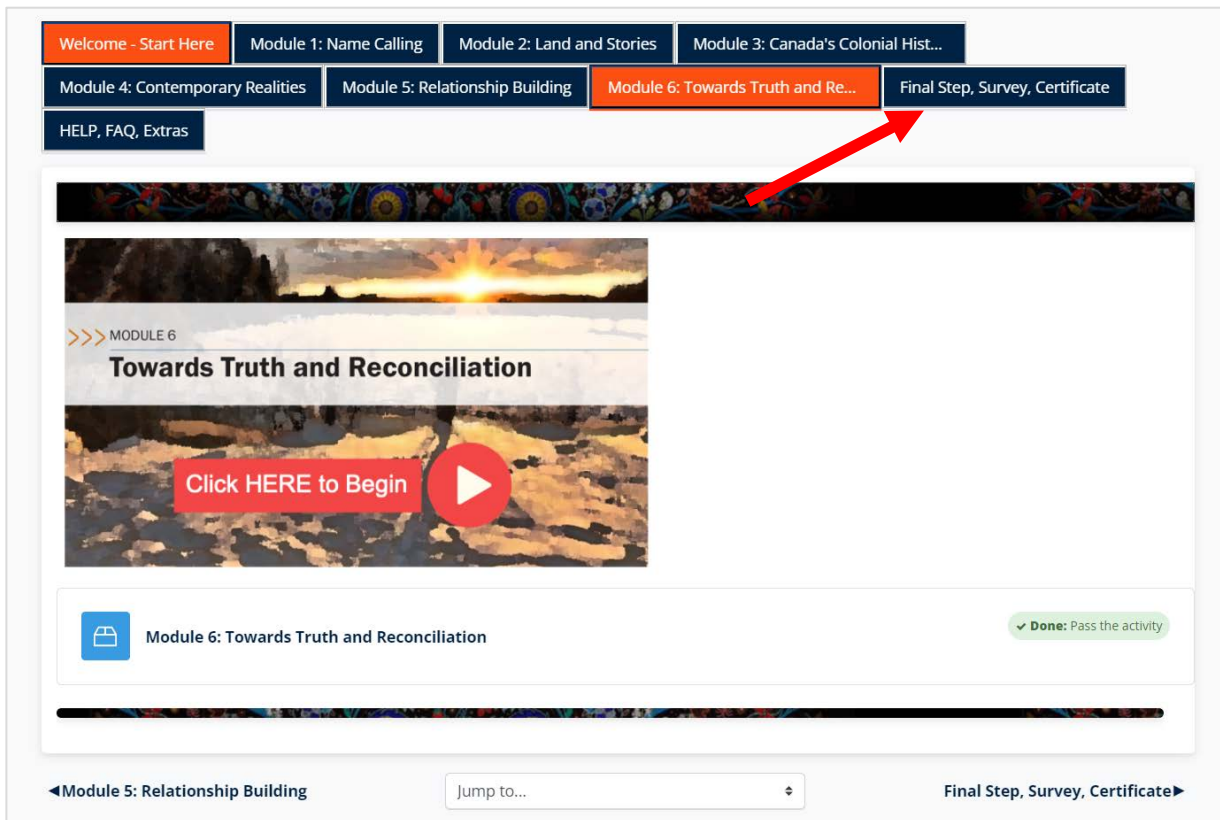
3 Your course progress displays.

To fulfill course completion requirements, ensure that you have completed all modules listed with a score of 80% or greater on each of the quizzes.

Completing the Course

After you have completed all course modules:

- 1 Select the **Final Step, Survey, Certificate** link.



- 2 Follow the on-screen instructions to complete the course. This includes:

- Entering your **LSM Member Number** and your **First and Last name**.

This step must be completed in order for the Law Society to confirm that you have completed this education requirement, and for you to receive your course completion certificate.

- Downloading your **certificate of achievement** to verify you completed the course.

NVision will provide the Law Society with monthly course completion reports. You do not have to produce your certificate unless requested by the Law Society.

- Completing the anonymous **Feedback Form**.

Already completed The Path?

If you have already completed The Path through another provider, such as the Canadian Bar Association, you are eligible to take the Manitoba-specific lessons only.

We do, however, encourage you to take the full course again.

Please note that you will be required to certify your eligibility to take the Manitoba-specific lessons upon access.

To access the Manitoba-specific lessons:

- Go to: <https://nvisionthepath.ca/course/view.php?id=175>
- Continue at [Step 2](#) in the *Creating your account and enrolling in the course* section.